



Schüco CT 70

---

**PVC-U systems**

Windows and doors














# Schüco product performance certificate

In accordance with DIN EN 14351-1:2016-12

No. KS1007765\_EN-01  
Valid until 01.02.2025

---

<b>System</b>	Schüco CT 70
<b>Special features</b>	- / -
<b>Product families</b>	1. Turn/tilt windows and doors 2. Double-vent windows and window doors
<b>Frame material</b>	PVC-U

Features	Class/value
 Resistance to wind load	C2 / B3 to C5 / B5
 Resistance to snow and permanent loads	Not relevant**
 Fire behaviour	Not relevant**
 Watertightness	7A to 9A
 Hazardous substances	In accordance with EN14351-1 section 4.6
 Impact resistance	Class 5
 Load-bearing capacity of the safety devices	Threshold value achieved
 Height and width	Not relevant**
 Ability to release	Not relevant**
 Sound reduction	$R_w(C;C_{tr})$ up to 43 (-1;-4) dB
 Heat transfer coefficient	*
 Radiation properties	CE marking for glazing
 Air permeability	Class 4
 Operating forces	Class 1
 Mechanical strength	Class 4
 Ventilation	*
 Bullet resistance	npd
 Blast resistance	npd
 Mechanical durability test	Class 2
 Behaviour between different climates	npd
 Burglar resistance	npd

## PVC-U systems

Windows and doors

Schüco product performance certificate In accordance with DIN EN 14351-1:2016-12

No. KS1007765\_EN-01

Valid until 01.02.2025

### Basis

EN 14351-1 (2006-03)

Windows and external doors

The Schüco performance certificate shows the performance characteristics of the systems named with their product families as per the specifications of the product standard.

The national building regulations and contractual arrangements apply to the use of the performance characteristics.

### Publication instructions

The Schüco International KG license conditions and conditions of use shall apply.

\* Project-specific certification – if necessary

\*\* Not mandatory for windows (external doors/roof windows only)

\*\*\* Only applies to windows with integrated ventilation devices

\*\*\*\* Certification in accordance with country of destination

Weißenfels, 28/1/2019

p.p.



**M. Herbst**

Spokesman for the Executive Management Board

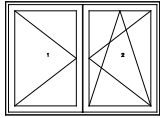
p.p.



**C. Fischer**

Head of Technology

## 1. Performance matrix in accordance with product standard EN 14351-1

No	Properties in accordance with EN 14351-1	Product family 1	Product family 2	Product family 3
				
		Turn/tilt windows and turn/tilt window doors	Double-vent windows and double-vent window doors	
4.2	 Resistance to wind load	C5 / B5	C2 / B3 to C4 / B5	
4.3	 Resistance to snow and permanent load	Not relevant	Not relevant	
4.4	 Fire behaviour	npd	npd	
4.5	 Watertightness	9A	7A to 9A	
4.6	 Hazardous substances	See EN 14351-1 section 4.6		
4.7	 Impact resistance	Class 5 *	* This property has been tested on the test specimen of product family 1 by way of example.	
4.8	 Load-bearing capacity of the safety devices	Threshold value achieved	Threshold value achieved	
4.9	 Height and width (external doors only)	Not relevant	Not relevant	
4.10	 Ability to release (external doors only)	Not relevant	Not relevant	
4.11	 Sound reduction	Up to 43 (-1;-4) dB	npd	
4.12	 Thermal transmittance $U_w$ (W/(m <sup>2</sup> K))	$U_w$ values must be calculated based on the standard dimensions 1.23 m x 1.48 m or 1.48 m x 2.18 m or for specific projects.		
4.13	 Radiation properties	Must be provided for each project by means of CE markings for the glazing.		
4.14	 Air permeability	Class 4	Class 4	
4.16	 Operating forces (with manually operated windows only)	Class 1	Class 1	
4.17	 Mechanical strength	Class 4	Class 4	
4.18	 Ventilation	Project-specific certification		
4.19	 Bullet resistance	npd	npd	
4.20	 Blast resistance	npd	npd	
4.21	 Resistance to repeated opening and closing	Class 2	Class 2	
4.22	 Behaviour between different climates	npd	npd	
4.23	 Burglar resistance	npd	npd	

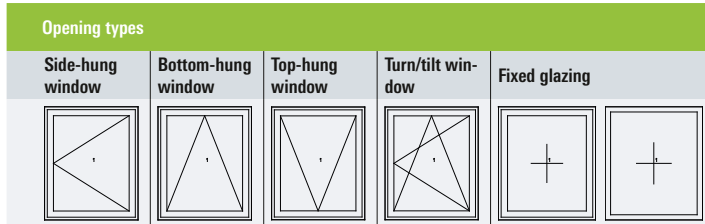
## 2. System features and performance characteristics of the product families

### 2.1 Product family 1












#### 2.1.1 Description of system features for product family 1

<b>Series</b>	<b>Schüco CT 70</b>
<b>Options</b>	<b>Side-hung, turn/tilt, fixed light</b>
<b>Frame material</b>	PVC-U
<b>Profile depth</b>	70 mm
<b>Frame assembly</b>	Outer frame / vent frame mitre-cut and welded
<b>Rebate construction</b>	
Rebate gasket, outside	Sealing profile 22495900, EPDM, silver grey, mitre-cut and joined Supplier: Schüco International KG
Rebate gasket, inside	Sealing profile 22495700, EPDM, silver grey, mitre-cut and joined Supplier: Schüco International KG
Rebate drainage	Single-vent turn/tilt window 2 slots, 5 mm x 35 mm, to the outside  Single-vent turn/tilt window door 2 slots, 5 mm x 35 mm, to the outside
Pressure equalisation	External rebate gasket recessed at the top on the right and left
<b>Fittings</b>	Tested with: Single-vent turn/tilt window Turn/tilt fitting, Schüco VarioTec NI Supplier: Schüco International KG  Single-vent turn/tilt window door Turn/tilt fitting, Roto NT Supplier: Roto Frank AG
<b>Glazing</b>	Multi-pane insulating glass, glass thicknesses from 6 mm to 48 mm
Glazing gasket, outside	Sealing profile 22495900, EPDM, silver grey, mitre-cut and joined Supplier: Schüco International KG
Glazing gasket, inside	Sealing profile 22495900, PVC-P or EPDM, silver grey, mitre-cut and joined Supplier: Schüco International KG
Pressure equalisation	Single-vent turn/tilt window 2 slots, 5 mm x 30 mm, at the top and bottom  Single-vent turn/tilt window door 2 slots, 5 mm x 30 mm, at the top and bottom

2.1.2 Overview of performance characteristics for product family 1



Extract from product standard EN 14351-1		Type, design	Proof (See 3. for details)	Value/class	Area of application	
4.2		<b>Resistance to wind load</b>	Single-vent turn/tilt window with fixed light at the side Leaf size: 1600 mm x 1865 mm	Test report 10137071 / 2 ift Rosenheim	C5 / B5	Transfer to -100% of the frame width and frame height of the test specimen
			Single-vent turn/tilt window door Leaf size: 640 mm x 2340 mm	Test report 10137071 / 3 ift Rosenheim	C5 / B5	
4.3		<b>Resistance to snow and permanent load</b>		Not relevant		
4.4		<b>Fire behaviour</b>		npd		
4.5		<b>Watertightness</b>	Single-vent turn/tilt window with fixed light at the side Leaf size: 1600 mm x 1865 mm	Test report 10137071 / 2 ift Rosenheim	9A	Transfer to -100% to +50% of the total area of the test specimen, in accordance with the maximum distances between locking points with the same or a similar format (ratio of height to width)
			Single-vent turn/tilt window door Leaf size: 640 mm x 2340 mm	Test report 10137071 / 3 ift Rosenheim	9A	
4.6		<b>Hazardous substances</b>		npd		
4.7		<b>Impact resistance</b>	Single-vent turn/tilt window door Leaf size: 640 mm x 2340 mm	Test report 10137071 / 3 ift Rosenheim	5	< total area of the test specimen and in accordance with the distances between locking points
4.8		<b>Load-bearing capacity of the safety devices</b>	Single-vent turn/tilt window door Leaf size: 640 mm x 2340 mm	Test report 10135007 / 3 ift Rosenheim	Threshold value achieved	
			Double-vent side-hung / turn/tilt window door with opening centre section Vent size: ▪ Access leaf: 765 mm x 2250 mm ▪ Secondary vent: 765 mm x 2250 mm	Test report 10137071 / 4 ift Rosenheim		
4.9		<b>Height and width (external doors only)</b>			Not relevant	
4.10		<b>Ability to release (external doors only)</b>			Not relevant	
4.11		<b>Sound reduction</b>	Single-vent turn/tilt window Unit size: 1230 mm x 1480 mm  Profiles: ▪ Outer frame 18865... ▪ Leaf frame 18866...  Glazing: ▪ 4 / 16 / 4, argon gas filling ▪ SGG Climaplus N Future	Test report 16135810 / Z21 ift Rosenheim	$R_w(C;C_{tr}) = 34 \text{ dB}$ (-2; -6)	Design in accordance with description in test reports for single-vent turn/tilt windows.  Dimensions can be transferred to alternative window formats in accordance with Section B.4 from Appendix B, EN 14351-1  Glazing changed in accordance with Section B.2 from Appendix B, EN14351-1
			Glazing: ▪ 6 / 16 / 4, argon gas filling ▪ SGG Climaplus Acoustic WS 26/36	Test report 16135810 / Z20 ift Rosenheim	$R_w(C;C_{tr}) = 38 \text{ dB}$ (-2; -6)	
			Glazing: ▪ 8 / 16 / 8, argon gas filling ▪ SGG Climaplus Silence WS 32/43	Test report 16135810 / Z19 ift Rosenheim	$R_w(C;C_{tr}) = 43 \text{ dB}$ (-1; -4)	

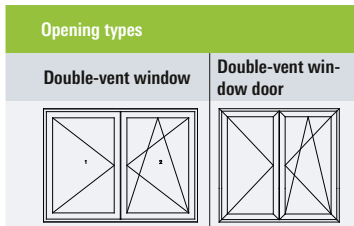
Extract from product standard EN 14351-1		Type, design	Proof (See 3. for details)	Value/class	Area of application
4.12	 <b>Thermal transmittance <math>U_w</math> (W/(m<sup>2</sup>K))</b>	Cross sections with moving parts (Vent/outer frame combination) <ul style="list-style-type: none"> <li>Leaf profile: 19053...</li> <li>Basic depth: 70 mm</li> <li>Outer frame profile: 18865...</li> <li>Basic depth: 70 mm</li> <li>Face width: 108 mm</li> </ul>	$U_i$ value certificate Calculation in accordance with EN ISO 10077	$U_i = 1.5$ W/(m <sup>2</sup> K)	The $U_w$ values must be calculated based on the standard dimensions 1.23 m x 1.48 m or 1.48 m x 2.18 m or for specific projects in accordance with the processes described in Point 2.12 of this document.  Transfer regulations for standard dimensions: for dimensions 1.23 m x 1.48 m, $U_w$ value for the window $\leq 2.3$ m <sup>2</sup> can be used; or for all windows if $U_g \leq 1.9$ W/m <sup>2</sup> K  Standard dimensions: 1.48 m x 2.18 m $U_w$ value for windows > 2.3 m <sup>2</sup>
		Cross sections with moving parts (Vent/outer frame combination) <ul style="list-style-type: none"> <li>Leaf profile: 18866...</li> <li>Basic depth: 70 mm</li> <li>Outer frame profile: 18865...</li> <li>Basic depth: 70 mm</li> <li>Face width: 120 mm</li> </ul>	$U_i$ value certificate Calculation in accordance with EN ISO 10077	$U_i = 1.4$ W/(m <sup>2</sup> K)	
		Cross sections with moving parts (Vent/outer frame combination) <ul style="list-style-type: none"> <li>Leaf profile: 18867...</li> <li>Basic depth: 70 mm</li> <li>Outer frame profile: 18865...</li> <li>Basic depth: 70 mm</li> <li>Face width: 120 mm</li> </ul>	$U_i$ value certificate Calculation in accordance with EN ISO 10077	$U_i = 1.4$ W/(m <sup>2</sup> K)	
4.13	 <b>Radiation properties</b>	All test specimens	See CE marking for glazing	Project-specific certification	
4.14	 <b>Air permeability</b>	Single-vent turn/tilt window with fixed light at the side Vent size: 1600 mm x 1865 mm	Test report 10137071 / 2 ift Rosenheim	4	Transfer to -100% to +50% of the total area of the test specimen, in accordance with the maximum distances between locking points with the same or a similar format (ratio of height to width) (see previous page)
		Single-vent turn/tilt window door Vent size: 640 mm x 2340 mm	Test report 10137071 / 3 ift Rosenheim	4	
4.16	 <b>Operating forces (with manually operated windows only)</b>	Single-vent turn/tilt window with fixed light at the side Vent size: 1600 mm x 1865 mm	Test report 10137071 / 2 ift Rosenheim	1	Transfer to -100% of the total area of the test specimen with the same or a similar format (ratio of height to width) when using the same type of fittings and the same number of or fewer locking points
		Single-vent turn/tilt window door Vent size: 640 mm x 2340 mm	Test report 10137071 / 3 ift Rosenheim	1	
4.17	 <b>Mechanical strength</b>	Single-vent turn/tilt window with fixed light at the side Vent size: 1600 mm x 1865 mm	Test report 10137071 / 2 ift Rosenheim	4	Transfer to -100% of the total area of the test specimen with the same or a similar format (ratio of height to width) when using the same type of fittings and same design
		Single-vent turn/tilt window door Vent size: 765 mm x 2340 mm	Test report 10137071 / 3 ift Rosenheim	4	
4.18	 <b>Ventilation</b>		Project-specific certification	If required	
4.19	 <b>Bullet resistance</b>			npd	
4.20	 <b>Blast resistance</b>			npd	
4.21	 <b>Resistance to repeated opening and closing</b>	Single-vent turn/tilt window with fixed light at the side Vent size: 1600 mm x 1865 mm	Test report 10137071 / 2 ift Rosenheim	2	Transfer to -100% of the total area of the test specimen in accordance with the maximum tested vent weight, with similar W/H side ratios and when using the same type of fittings and same design
		Single-vent turn/tilt window door Vent size: 765 mm x 2340 mm	Test report 10137071 / 3 ift Rosenheim	2	
4.22	 <b>Behaviour between different climates</b>			npd	
4.23	 <b>Burglar resistance</b>			npd	













## 2.2 Product family 2

## 2.2.1 Description of system features for product family 2










<b>Series</b>	<b>Schüco CT 70</b>
<b>Options</b>	<b>Double-vent window and window door</b>
<b>Frame material</b>	PVC-U
<b>Profile depth</b>	70 mm
<b>Frame assembly</b>	Outer frame / vent frame mitre-cut and welded
<b>Rebate construction</b>	
Rebate gasket, outside	Sealing profile 22495900, EPDM, silver grey, mitre-cut and joined Supplier: Schüco International KG
Rebate gasket, inside	Sealing profile 22495700, EPDM, silver grey, mitre-cut and joined Supplier: Schüco International KG
Rebate drainage	Double-vent side-hung / turn/tilt window 5 slots, 5 mm x 35 mm, to the outside
	Double-vent side-hung / turn/tilt window door 4 slots, 5 mm x 35 mm, to the outside
Pressure equalisation	External rebate gasket recessed at the top on the right and left
<b>Fittings</b>	Tested with: Double-vent side-hung / turn/tilt window Turn/tilt fitting, Siegenia Favorit K Supplier: Siegenia – Aubi KG
	Double-vent side-hung / turn/tilt window door Turn/tilt fitting, Schüco VarioTec Supplier: Schüco International KG
<b>Glazing</b>	Multi-pane insulating glass, glass thicknesses from 6 mm to 48 mm
Glazing gasket, outside	Sealing profile 22495900, EPDM, silver grey, mitre-cut and joined Supplier: Schüco International KG
Glazing gasket, inside	Sealing profile 28614200, EPDM, silver grey, mitre-cut and joined Supplier: Schüco International KG
Pressure equalisation	Double-vent side-hung / turn/tilt window 3 slots, 5 mm x 35 mm, at the top and bottom
	Double-vent side-hung / turn/tilt window door 2 slots, 5 mm x 35 mm, at the top and bottom

## 2.2.2 Overview of performance characteristics for product family 2



Extract from product standard EN 14351-1		Type, design	Proof (See 3. for details)	Value/class	Area of application
4.2	 <b>Resistance to wind load</b>	Double-vent side-hung / turn/tilt window with opening centre section Vent size: ▪ Access vent: 1376 mm x 1370 mm ▪ Secondary vent: 1376 mm x 1370 mm	Test report 10137071 / 1 ift Rosenheim	C4 / B5	Transfer to -100% of the frame width and frame height of the test specimen
		Double-vent side-hung / turn/tilt window door with opening centre section Vent size: ▪ Access vent: 765 mm x 2250 mm ▪ Secondary vent: 765 mm x 2250 mm	Test report 10137071 / 4 ift Rosenheim	C2 / B3	
4.3	 <b>Resistance to snow and permanent load</b>			Not relevant	
4.4	 <b>Fire behaviour</b>			npd	
4.5	 <b>Watertightness</b>	Double-vent side-hung / turn/tilt window with opening centre section Vent size: ▪ Access vent: 1376 mm x 1370 mm ▪ Secondary vent: 1376 mm x 1370 mm	Test report 10137071 / 1 ift Rosenheim	7A	Transfer to -100% to +50% of the total area of the test specimen, in accordance with the maximum distances between locking points with the same or a similar format (ratio of height to width)
		Double-vent side-hung / turn/tilt window door with opening centre section Vent size: ▪ Access vent: 765 mm x 2250 mm ▪ Secondary vent: 765 mm x 2250 mm	Test report 10137071 / 4 ift Rosenheim	9A	
4.6	 <b>Hazardous substances</b>			npd	
4.7	 <b>Impact resistance</b>	This property has been tested on the test specimen of product family 1 by way of example.	Test report 10137071 / 3 ift Rosenheim	5	< total area of the test specimen and in accordance with the distances between locking points
4.8	 <b>Load-bearing capacity of the safety devices</b>	Double-vent side-hung / turn/tilt window with opening centre section Vent size: ▪ Access vent: 1376 mm x 1370 mm ▪ Secondary vent: 1376 mm x 1370 mm	Test report 10137071 / 1 ift Rosenheim	Threshold value achieved	
		Double-vent side-hung / turn/tilt window door with opening centre section Vent size: ▪ Access vent: 765 mm x 2250 mm ▪ Secondary vent: 765 mm x 2250 mm	Test report 10137071 / 4 ift Rosenheim	Threshold value achieved	
4.9	 <b>Height and width (external doors only)</b>			Not relevant	
4.10	 <b>Ability to release (external doors only)</b>			Not relevant	
4.11	 <b>Sound reduction</b>	Type in accordance with Appendix B.2, EN 14351-1:2006	Project-specific certification	If required	
4.12	 <b>Thermal transmittance <math>U_w</math> (<math>W/(m^2K)</math>)</b>	See Point 4.12 in Table 2.1.1			
4.13	 <b>Radiation properties</b>	All test specimens	See CE marking for glazing	Project-specific certification	



Extract from product standard EN 14351-1		Type, design	Proof (See 3. for details)	Value/class	Area of application
4.14	 <b>Air permeability</b>	Double-vent side-hung / turn/tilt window with opening centre section Vent size: ▪ Access vent: 1376 mm x 1370 mm ▪ Secondary vent: 1376 mm x 1370 mm	Test report 10137071 / 1 ift Rosenheim	4	Transfer to -100% to +50% of the total area of the test specimen, in accordance with the maximum distances between locking points with the same or a similar format (ratio of height to width)
		Double-vent side-hung / turn/tilt window door with opening centre section Vent size: ▪ Access vent: 765 mm x 2250 mm ▪ Secondary vent: 765 mm x 2250 mm	Test report 10137071 / 4 ift Rosenheim	4	
4.16	 <b>Operating forces (with manually operated windows only)</b>	Double-vent side-hung / turn/tilt window with opening centre section Vent size: ▪ Access vent: 1376 mm x 1370 mm ▪ Secondary vent: 1376 mm x 1370 mm	Test report 10137071 / 1 ift Rosenheim	1	Transfer to -100% of the total area of the test specimen with the same or a similar format (ratio of height to width) when using the same type of fittings and the same number of or fewer locking points
		Double-vent side-hung / turn/tilt window door with opening centre section Vent size: ▪ Access vent: 765 mm x 2250 mm ▪ Secondary vent: 765 mm x 2250 mm	Test report 10137071 / 4 ift Rosenheim	1	
4.17	 <b>Mechanical strength</b>	Double-vent side-hung / turn/tilt window with opening centre section Vent size: ▪ Access vent: 1376 mm x 1370 mm ▪ Secondary vent: 1376 mm x 1370 mm	Test report 10137071 / 1 ift Rosenheim	4	Transfer to -100% of the total area of the test specimen with the same or a similar format (ratio of height to width) when using the same type of fittings and same design
		Double-vent side-hung / turn/tilt window door with opening centre section Vent size: ▪ Access vent: 765 mm x 2250 mm ▪ Secondary vent: 765 mm x 2250 mm	Test report 10137071 / 4 ift Rosenheim	4	
4.18	 <b>Ventilation</b>		Project-specific certification	When required	
4.19	 <b>Bullet resistance</b>			npd	
4.20	 <b>Blast resistance</b>			npd	
4.21	 <b>Resistance to repeated opening and closing</b>	Double-vent side-hung / turn/tilt window with opening centre section Vent size: ▪ Access vent: 1233 mm x 1310 mm ▪ Secondary vent: 1233 mm x 1310 mm	Test report 10135007 / 2 ift Rosenheim	2	Transfer to -100% of the total area of the test specimen in accordance with the maximum tested vent weight, with similar W/H side ratios and when using the same type of fittings and same design
		Double-vent side-hung / turn/tilt window door with opening centre section Vent size: ▪ Access vent: 765 mm x 2310 mm ▪ Secondary vent: 765 mm x 2310 mm	Test report 10135007 / 4 ift Rosenheim	2	
4.22	 <b>Behaviour between different climates</b>			npd	
4.23	 <b>Burglar resistance</b>	See Point 4.23 in Table 2.1.1			

### 3. Details on listed test documentation

The original test reports serve as verification. You can obtain them via the internet at: [www.schueco.de](http://www.schueco.de)

Test report No. Test institute	Date	Valid to	Type of test	Underlying standards
10137071 / 1 ift Rosenheim	2009-06-17	Until updated	Resistance to wind load, watertightness, air permeability, operating forces, mechanical loading and durability	EN 14351-1:2006-03
10137071 / 2 ift Rosenheim	2009-06-17	Until updated	Resistance to wind load, watertightness, air permeability, operating forces, mechanical loading and durability	EN 14351-1:2006-03
10137071 / 3 ift Rosenheim	2009-06-17	Until updated	Resistance to wind load, watertightness, air permeability, operating forces, mechanical loading, durability, impact resistance, load-bearing capacity of safety devices	EN 14351-1:2006-03
10137071 / 4 ift Rosenheim	2009-06-17	Until updated	Resistance to wind load, watertightness, air permeability, operating forces, mechanical loading, durability, impact resistance	EN 14351-1:2006-03
10135007 / 3 ift Rosenheim	2008-10-16	Until updated	Resistance to wind load, watertightness, air permeability, operating forces, mechanical loading, durability, load-bearing capacity of safety devices, impact resistance	EN 14351-1:2006-03
16135810 / Z19 ift Rosenheim	2008-06-23	Until updated	Airborne sound reduction	EN ISO 140-1; EN 20140-3; EN ISO 717-1
16135810 / Z20 ift Rosenheim	2008-06-23	Until updated	Airborne sound reduction	EN ISO 140-1; EN 20140-3; EN ISO 717-1
16135810 / Z21 ift Rosenheim	2008-06-23	Until updated	Airborne sound reduction	EN ISO 140-1; EN 20140-3; EN ISO 717-1

## Appendix 1 Test, calculation and classification standards in accordance with EN 14351-1

No		Properties in accordance with EN 14351-1	Test or calculation standard	Classification standard
4.2		Resistance to wind load	EN 12211	EN 12210
4.3		Resistance to snow and permanent load	National regulations	
4.4		Fire behaviour	EN 13501-1	EN 13501-1
4.5		Watertightness	EN 1027	EN 12208
4.6		Hazardous substances	National regulations	
4.7		Impact resistance	EN 13049	
4.8		Load-bearing capacity of the safety devices	EN 14609	Threshold value
4.9		Height and width (external doors only)	Measured values	
4.10		Ability to release (external doors only)	EN 179, EN 1125, EN 1935, prEN 13633, EN 13637	
4.11		Sound reduction	EN ISO 140-3, EN ISO 717-1	Measured values
4.12		Thermal transmittance $U_w$ (W/(m <sup>2</sup> K))	EN ISO 10077-1:2006 Table F.1 / Table F.3, EN ISO 10077-2, EN ISO 12567-1, EN ISO 12567-2	Measured values
4.13		Radiation properties	EN 410, EN 13363-1, EN 13363-2	Measured values
4.14		Air permeability	EN 1026	EN 12207
4.16		Operating forces (with manually operated windows only)	EN 12046-1	EN 13115
4.17		Mechanical strength	EN 14608, EN 14609, EN 12046-1	EN 13115
4.18		Ventilation	EN 13141-1	Measured values
4.19		Bullet resistance	EN 1523	EN 1522
4.20		Blast resistance	EN 13124-1, EN 13124-2	EN 13123-1, EN 13123-2
4.21		Resistance to repeated opening and closing	EN 1191	EN 12400
4.22		Behaviour between different climates	ENV 13420 window EN 1121 entrance door	EN 12219 entrance door Pending for windows
4.23		Burglar resistance	ENV 1628, ENV 1629, ENV 1630	ENV 1627

Schüco Polymer Technologies KG  
Selauer Straße 155 06667 Weißenfels, Germany  
Tel.: +49 3443 342-0  
Fax: +49 3443 342-1842

[www.schueco.com](http://www.schueco.com)

No. KS1007765\_EN-01